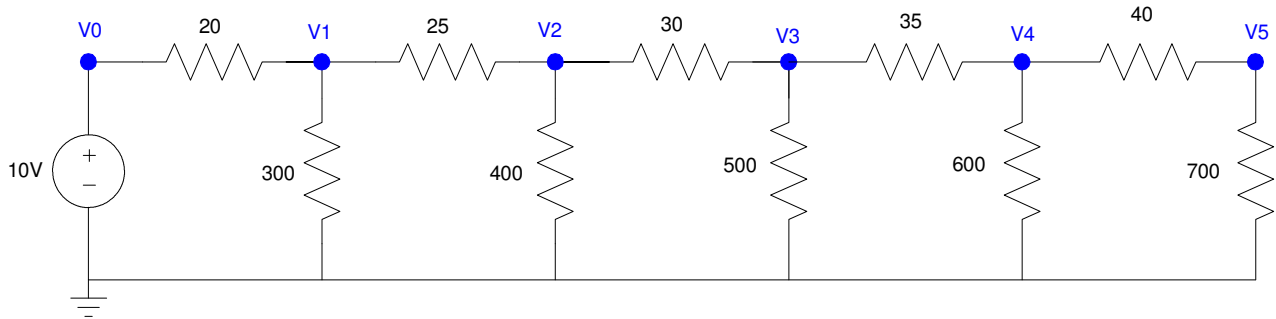


ECE 111 - Homework #6

Week #6: EE 206 Circuits I - - Due 8am Tuesday, February 22nd

1) Use Voltage Nodes write N equations for N unknowns for the following circuit.



Conservation of current: The current from any given node must sum to zero

$$V_0 = 10$$

$$\left(\frac{V_1 - V_0}{20}\right) + \left(\frac{V_1}{300}\right) + \left(\frac{V_1 - V_2}{25}\right) = 0$$

$$\left(\frac{V_2 - V_1}{25}\right) + \left(\frac{V_2}{400}\right) + \left(\frac{V_2 - V_3}{30}\right) = 0$$

$$\left(\frac{V_3 - V_2}{30}\right) + \left(\frac{V_3}{500}\right) + \left(\frac{V_3 - V_4}{35}\right) = 0$$

$$\left(\frac{V_4 - V_3}{35}\right) + \left(\frac{V_4}{600}\right) + \left(\frac{V_4 - V_5}{40}\right) = 0$$

$$\left(\frac{V_5 - V_4}{40}\right) + \left(\frac{V_5}{700}\right) = 0$$

2) Solve for the node voltages in Matlab.

Group terms

$$V_0 = 10$$

$$-\left(\frac{1}{20}\right)V_0 + \left(\frac{1}{20} + \frac{1}{300} + \frac{1}{25}\right)V_1 - \left(\frac{1}{25}\right)V_2 = 0$$

$$-\left(\frac{1}{25}\right)V_1 + \left(\frac{1}{25} + \frac{1}{400} + \frac{1}{30}\right)V_2 - \left(\frac{1}{30}\right)V_3 = 0$$

$$-\left(\frac{1}{30}\right)V_2 + \left(\frac{1}{30} + \frac{1}{500} + \frac{1}{35}\right)V_3 - \left(\frac{1}{35}\right)V_4 = 0$$

$$-\left(\frac{1}{35}\right)V_3 + \left(\frac{1}{35} + \frac{1}{600} + \frac{1}{40}\right)V_4 - \left(\frac{1}{40}\right)V_5 = 0$$

$$-\left(\frac{1}{40}\right)V_4 + \left(\frac{1}{40} + \frac{1}{700}\right)V_5 = 0$$

Place in matrix form

$$\begin{bmatrix} 1 & 0 & 0 & 0 & 0 & 0 \\ \left(\frac{-1}{20}\right) & \left(\frac{1}{20} + \frac{1}{300} + \frac{1}{25}\right) & \left(\frac{-1}{25}\right) & 0 & 0 & 0 \\ 0 & \left(\frac{-1}{25}\right) & \left(\frac{1}{25} + \frac{1}{400} + \frac{1}{30}\right) & \left(\frac{-1}{30}\right) & 0 & 0 \\ 0 & 0 & \left(\frac{-1}{30}\right) & \left(\frac{1}{30} + \frac{1}{500} + \frac{1}{35}\right) & \left(\frac{-1}{35}\right) & 0 \\ 0 & 0 & 0 & \left(\frac{-1}{35}\right) & \left(\frac{1}{35} + \frac{1}{600} + \frac{1}{40}\right) & \left(\frac{-1}{40}\right) \\ 0 & 0 & 0 & 0 & \left(\frac{-1}{40}\right) & \left(\frac{1}{40} + \frac{1}{700}\right) \end{bmatrix} \begin{bmatrix} V_0 \\ V_1 \\ V_2 \\ V_3 \\ V_4 \\ V_5 \end{bmatrix} = \begin{bmatrix} 10 \\ 0 \\ 0 \\ 0 \\ 0 \\ 0 \end{bmatrix}$$

Plug into Matlab and solve

```
>> a1 = [1,0,0,0,0,0];
>> a2 = [-1/20,1/20+1/300+1/25,-1/25,0,0,0];
>> a3 = [0,-1/25,1/25+1/400+1/30,-1/30,0,0];
>> a4 = [0,0,-1/30,1/30+1/500+1/35,-1/35,0];
>> a5 = [0,0,0,-1/35,1/35+1/600+1/40,-1/40];
>> a6 = [0,0,0,0,-1/40,1/40+1/700];
>> A = [a1;a2;a3;a4;a5;a6]
```

A =

```
1.0000    0    0    0    0    0
-0.0500    0.0933    0.0400    0    0    0
0    -0.0400    0.0758   -0.0333    0    0
0    0   -0.0333    0.0639   -0.0286    0
0    0    0   -0.0286    0.0552   -0.0250
0    0    0    0   -0.0250    0.0264
```

```
>> B = [10;0;0;0;0;0]
```













```
10  
0  
0  
0  
0  
0
```

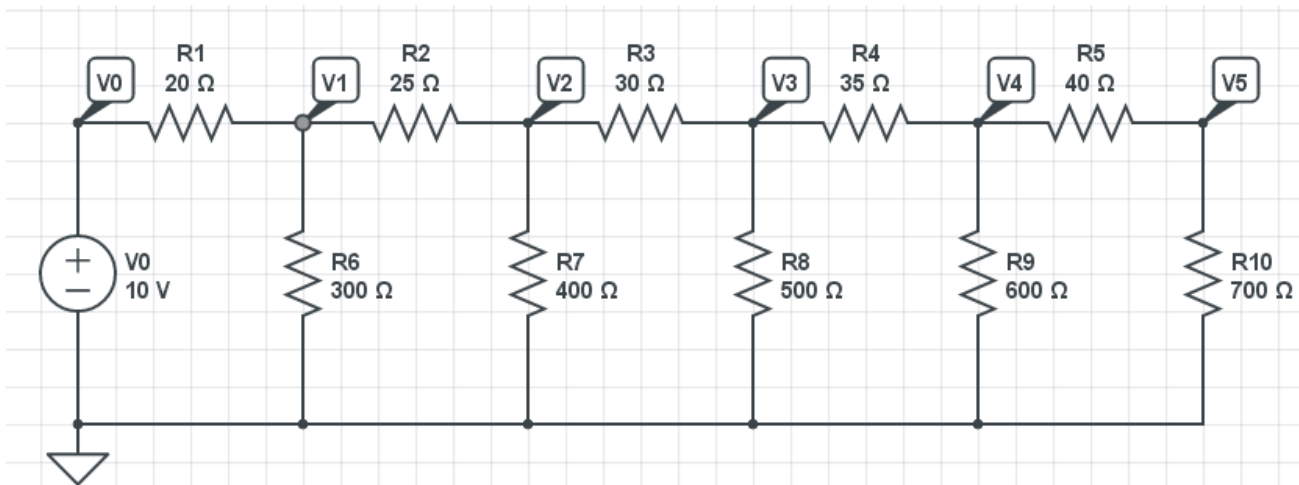
```
>> V = inv(A)*B
```

```
V0 10.0000  
V1 8.4703  
V2 7.2641  
V3 6.3615  
V4 5.7537  
V5 5.4427
```

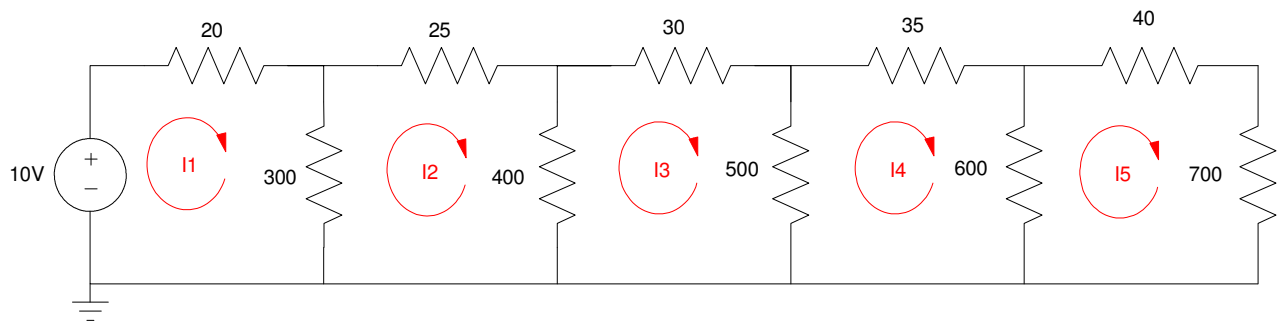
```
>>
```

3) Check your answers in CircuitLab

V(V0)	10.00 V		
V(V1)	8.470 V		
V(V2)	7.264 V		
V(V3)	6.362 V		
V(V4)	5.754 V		
V(V5)	5.443 V		



4) Use Current Loops to write N equations for N unknowns for the following circuit.



Conservation of Voltage: The sum of the voltages around any closed path must be zero.

$$-10 + 20I_1 + 300(I_1 - I_2) = 0$$

$$300(I_2 - I_1) + 25I_2 + 400(I_2 - I_3) = 0$$

$$400(I_3 - I_2) + 30I_3 + 500(I_3 - I_4) = 0$$

$$500(I_4 - I_3) + 35I_4 + 600(I_4 - I_5) = 0$$

$$600(I_5 - I_4) + 40I_5 + 700(I_5) = 0$$

5) Solve for the currents in Matlab

Group terms

$$320I_1 - 300I_2 = 10$$

$$-300I_1 + 725I_2 - 400I_3 = 0$$

$$-400I_2 + 930I_3 - 500I_4 = 0$$

$$-500I_3 + 1135I_4 - 600I_5 = 0$$

$$-600I_4 + 1340I_5 = 0$$

Place in matrix form

$$\begin{bmatrix} 320 & -300 & 0 & 0 & 0 \\ -300 & 725 & -400 & 0 & 0 \\ 0 & -400 & 930 & -500 & 0 \\ 0 & 0 & -500 & 1135 & -600 \\ 0 & 0 & 0 & -600 & 1340 \end{bmatrix} \begin{bmatrix} I_1 \\ I_2 \\ I_3 \\ I_4 \\ I_5 \end{bmatrix} = \begin{bmatrix} 10 \\ 0 \\ 0 \\ 0 \\ 0 \end{bmatrix}$$

Solve using Matlab

```
>> A = [320,-300,0,0,0 ; -300,725,-400,0,0 ; 0,-400,930,-500,0];
>> A = [A ; 0,0,-500,1135,-600 ; 0,0,0,-600,1340]
```

```
      320      -300      0      0      0
     -300      725     -400      0      0
      0      -400      930     -500     0
      0      0      -500     1135    -600
      0      0      0      -600    1340
```









```
>> B = [10;0;0;0;0]
```

```
  10
   0
   0
   0
   0
```

```
>> I = inv(A)*B
>> mA = I*1000
```

```
I1  76.4827 mA
I2  48.2482 mA
I3  30.0879 mA
I4  17.3649 mA
I5   7.7753 mA
```

6) Check your answers in CircuitLab.

I(R1.nA)	76.48 mA		
I(R2.nA)	48.25 mA		
I(R3.nA)	30.09 mA		
I(R4.nA)	17.36 mA		
I(R5.nA)	7.775 mA	